



Office of the City Manager

WORKSESSION

March 20, 2018

To: Honorable Mayor and Members of the City Council

From: Dee Williams-Ridley, City Manager

Submitted by: Andrew Greenwood, Chief of Police

Subject: 2017 Annual Crime Report

INTRODUCTION

At the request of City Council, the City Manager provides regular reports on crime in Berkeley and strategies undertaken by the Berkeley Police Department to safeguard our community. This report includes 2017 Part One crime information, as well as recent organizational developments and changes initiated within the Berkeley Police Department in 2017.

CURRENT SITUATION AND ITS EFFECTS

In 2017, total Part One crime in Berkeley increased by 12% overall. Part One Violent Crime increased by 11.9% (71 crimes), while Part One Property Crimes increased by 12.1% (652 crimes).

Decreases in Part One Crimes were seen in Residential Burglary and Auto Theft. Increases were seen in Rape, Aggravated Assault, Commercial Burglary, Larceny (Grand Theft, Petty Theft and Auto Burglary) and Arson.

The City of Berkeley was negatively impacted by regional crime trends. Offenders travel across city lines, and commit offenses in communities across the greater Bay Area. In Berkeley, these offenses included street robberies, laptop thefts from cafes, high-end retail shoplifts or robberies, and auto burglaries—especially in parking lots near freeway entrances. In these cases, BPD investigators frequently head out of town to apprehend suspects. Investigators frequently work with other agencies, sharing information and collaborating in order to arrest offenders whose organized crime efforts are impacting all of our communities.

Homicides

There was one homicide in Berkeley during 2017. The case was closed with the arrest of the suspect two days later. The suspect has been charged by the District Attorney's Office, and the case is currently awaiting trial.

Robberies

Robberies were essentially even for the year, with 364 in 2017 compared to 362 in 2016. This year's number reflects a slight decrease in pedestrian robberies and a corresponding increase in commercial robberies. The Robbery data include not only robberies on the street or in a business, but also those which start as "shoplifting" incidents, but where the situation escalates, and the suspect uses force or the threat of force to escape, often with the suspect shoving an employee, or fighting to avoid being stopped. The robberies also include several laptop thefts, where a victim or witness end up in a struggle with the suspect, a trend which we saw develop in 2017.

Aggravated Assaults

Aggravated Assaults increased 19.8% in 2017, with 218 reports, compared to 182 in 2016. The majority of aggravated assaults involve people known to each other, where conflict escalates into physical assault. This year a portion of these incidents occurred during the 2017 demonstrations.

Rape

Reported rapes increased 64% in 2017, with 87 reports as compared to 53 in 2016. This increase is a reflection of the nationwide increasing awareness of sexual assault, and a willingness to report sexual assault. We encourage reporting of sexual assault and work to fully investigate each report to the fullest extent possible.

Burglary, Larceny and Auto Theft

Burglaries increased by 4.7% as compared to 2016. Residential burglaries decreased by 2.6% while commercial burglaries increased by 14.9%. Larcenies increased by 16% to 4556 cases as compared to 3927 in 2016. The larceny figures include Auto Burglary which increased 32% from 1602 in 2016 to 2107 in 2017. Auto Thefts decreased 4.5% from 647 cases in 2016 to 619 this year.

Arson

Reported arsons increased by 65% for a total of 33 versus 20 in 2016. There have been three recent arrests of arson suspects, one of whom is a serial arsonist with a history of drug use and mental health issues. None of the arson cases were major incidents.

Data

Data on serious crime is collected annually by the Federal Bureau of Investigation (FBI) from over 17,000 law enforcement agencies representing over 90% of the U. S. population. The FBI's primary objective in the Uniform Crime Report (UCR) is to

generate a reliable set of crime statistics for use in law enforcement administration, operation, and management in the United States. The UCR tracks the following crimes:

Violent Crimes

Murder
Rape
Robbery
Aggravated Assault

Property Crimes

Burglary
Larceny (petty and grand theft, auto burglary)
Auto Theft
Arson*

**Arson is a UCR crime tracked separately from violent and property crime. It is included in the accompanying graphs.*

The UCR data provides the Berkeley Police Department the ability to analyze national and local crime trends, determine the effectiveness of response to crime, and conduct future planning and potential resource allocation. The FBI UCR handbook discourages using UCR statistics to compare crime rates of one jurisdiction to another because of the complex variables affecting crime and crime reporting practices.

The Berkeley Police Department in 2017; Strategies and Accomplishments

2017 was a remarkable year for the men and women of the Berkeley Police Department, and focus on our mission of safeguarding and engaging our community was evident throughout our Department's work in 2017.

Of particular note, the Department was called upon to craft strategies and manage an unprecedented series of large-scale demonstrations, all in the national spotlight, with overall excellent results and outcomes. Shortly after the demonstrations ended, we provided an unprecedented level of mutual aid efforts to support law enforcement and emergency response to the fires in Sonoma County.

Along with these efforts, the Berkeley Police Department strove to reduce the level of Part One Crime experienced in previous years. Department members continued to implement strategies focused on community safety, crime response, and community engagement, and other strategic goals of the Department, including:

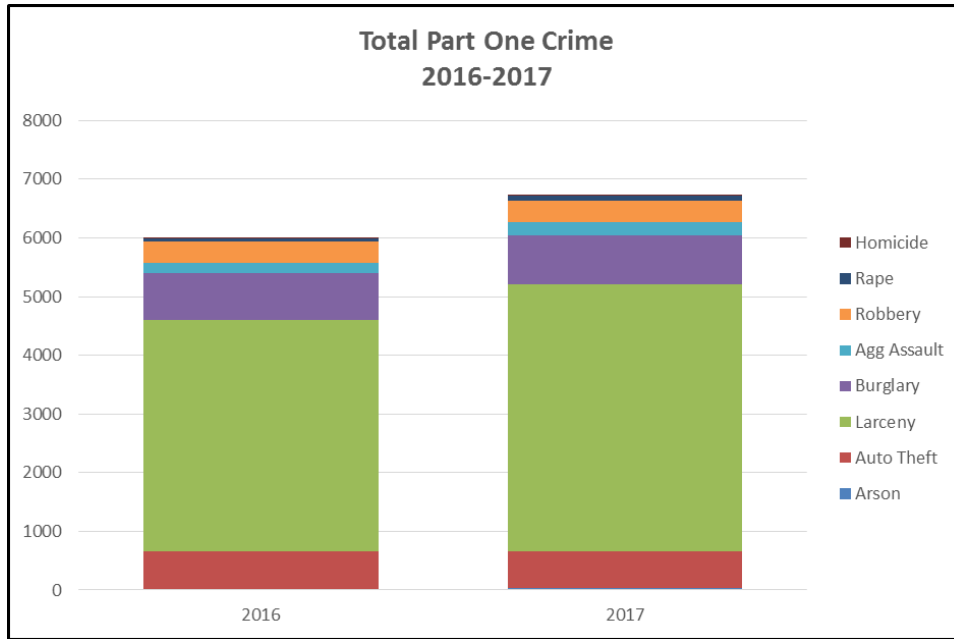
- Prioritizing Patrol Team staffing to support rapid response to in-progress crimes and emergencies;
- Relentless investigative focus on apprehending and prosecuting the small number of offenders involved in gun violence; 2017 saw a 42% drop in shootings, from twenty-six incidents in 2016 to fifteen in 2017;
- Leveraging technology, e.g. smartphone and laptop tracking capabilities, to pursue and arrests suspects, and recover stolen property;
- Continued focus on apprehending bike thieves;
- Continued collaboration with the Berkeley Unified School District to support the second year of two full classes in the Law and Social Justice program at Berkeley High School, preparing students for potential careers in criminal justice, including, we hope, with the Berkeley Police Department;

- Supporting community safety at BUSD and other institutions through safety trainings, including active-shooter trainings, to enhance safety for all involved;
- Expanded use of social media and directed emails, increasing community messaging on crime, crime prevention, community safety, and engagement opportunities;
- Conducted four Chief's Forum's, town-hall style meetings throughout the community, and hosted an Open House event at BPD;
- Expanded "Coffee with a Cop" events, held at coffee shops throughout the City;
- Conducted Toys-for-Tots and the annual Turkey Basket holiday meal program;
- Formally participated in LGBT Pride month for the first time, showing support through attending the Pride Parade in San Francisco, issuing uniform pins for uniform wear, and display of the Pride flag in the PSB Lobby;
- Developed in-house Principled Policing class, to train personnel in concepts of Procedural Justice and bias-awareness, with training in late 2017 and continuing into 2018;
- Continued internal focus on recruitment and hiring, amidst a competitive and challenging environment, with greater use of social media and advertising, having staff work recruitment booths at fairs and events, focused email campaigns, and working with the City's Human Resources Department to conduct more frequent recruitments.
- Increased focus on employee wellness and resiliency, including trainings in Building Psychological Resilience, Introduction to Yoga, and Emotional Survival for Law Enforcement (in early 2018); established a Wellness and Resiliency Workgroup for further work on this organizational priority.

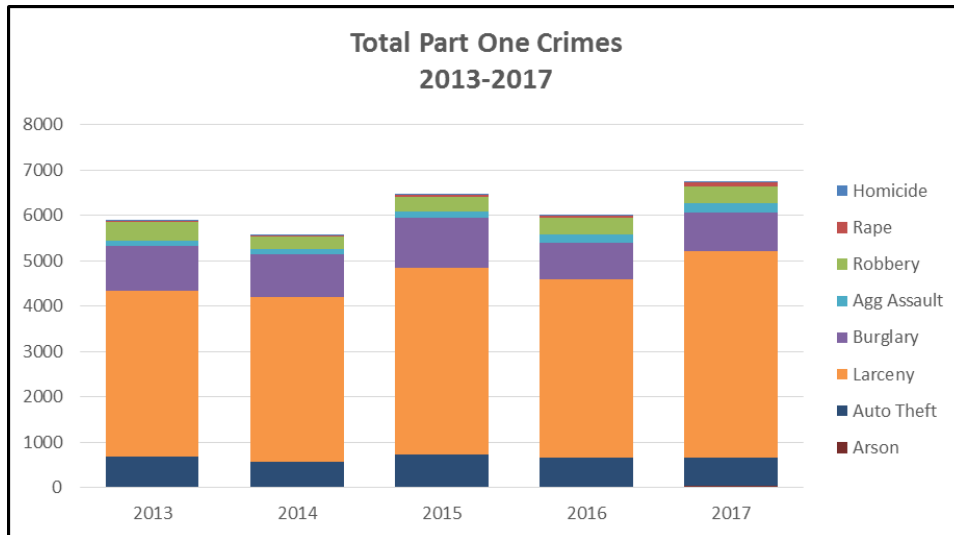
Attached to this report are the annual totals of UCR data for Part One Violent and Property Crimes for 2016 and 2017 in Berkeley, as well as five-year trends in Part One Violent Crimes and Part One Property Crimes.

Graphs below include:

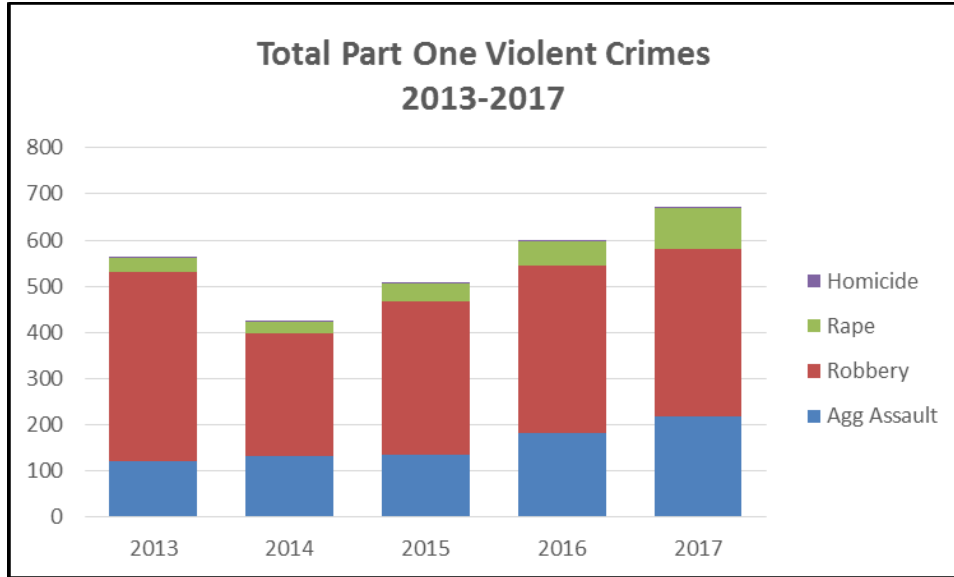
- UCR Part One Violent and Property Crime, two year trend
- UCR Part One Violent and Property Crime, five year trend
- UCR Part One Violent Crime, five year trend
- UCR Part One Property Crime, five year trend



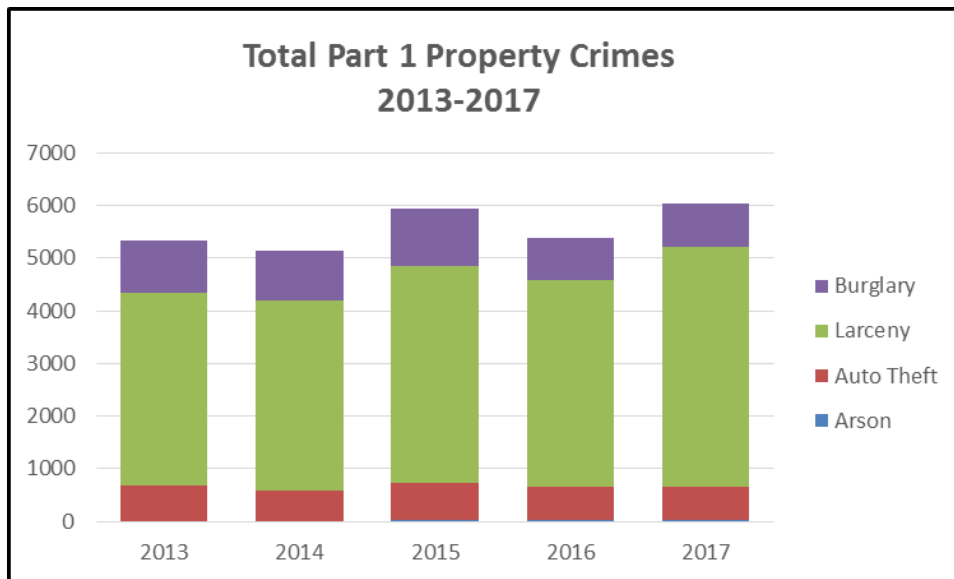
	Homicide	Rape	Robbery	Agg Assault	Burglary	Larceny	Auto Theft	Arson
2016	2	53	362	182	803	3927	647	20
2017	1	87	364	218	841	4556	619	33



	Homicide	Rape	Robbery	Agg Assault	Burglary	Larceny	Auto Theft	Arson
2013	4	29	409	122	978	3664	668	16
2014	3	25	265	132	934	3624	556	16
2015	1	41	331	135	1089	4118	713	20
2016	2	53	362	182	803	3927	647	20
2017	1	87	364	218	841	4556	619	33



	Homicide	Rape	Robbery	Agg Assault
2013	4	29	409	122
2014	3	25	265	132
2015	1	41	331	135
2016	2	53	362	182
2017	1	87	364	218



	Burglary	Larceny	Auto Theft	Arson
2013	978	3664	668	16
2014	940	3622	559	16
2015	1089	4118	713	20
2016	803	3927	647	20
2017	841	4556	619	33

ENVIRONMENTAL SUSTAINABILITY

There are no identifiable environmental opportunities or impacts associated with the subject of this report.

cc: Andrew Greenwood, Chief of Police

