



Office of the City Manager

29ACTION CALENDAR

October 30, 2018

To: Honorable Mayor and Members of the City Council

From: Dee Williams-Ridley, City Manager

Submitted by: Andrew Greenwood, Chief of Police

Subject: 2018 Mid-Year Crime Report

RECOMMENDATION

Review and discuss the semi-annual report on crime statistics in Berkeley for January through June of 2018. This report provides Council with accurate crime data with the intent of informing the discussion on current efforts to reduce crime and victimization in the City of Berkeley.

FISCAL IMPACTS OF RECOMMENDATION

None.

CURRENT SITUATION AND ITS EFFECTS

In the first six months of 2018, reported Part One crime in Berkeley decreased by 10% overall. Part One Property Crimes decreased by 9.5% (272 crimes) and Part One Violent Crime decreased by 18.9% (63 crimes).

Decreases in Part One Crimes were seen in Rape, Robbery, Aggravated Assault, Larceny (Grand Theft, Petty Theft and Auto Burglary) and Auto Theft. Increases were seen in Burglary and Arson.

Homicides

There were no homicides in Berkeley during the first six months of 2018.

Robberies

Robberies decreased 8.6%, from 185 in the first six months of 2017 to 169 in the first six months of this year. In 2017 we experienced a rapid increase in laptop computer thefts and robberies from local coffee shops. During a period of increased enforcement and community outreach, laptop theft incidents fell from 17 in January to three in June.

Aggravated Assaults

Aggravated Assaults decreased 31.7% in 2018, down 71 reports, compared to 104 in the first six months of 2017--which was due in large part to the 2017 civil unrest in Civic Center Park during March and April of 2017. In the first six months of 2018, there were ten confirmed shootings, as compared to five in the first six months of 2017. Arrests

have been made in seven of the ten confirmed shooting incidents this year, and investigations are continuing in several open cases.

Rape

Reported rapes decreased 30%, with 30 reports as compared to 43 in the first half of 2017. In April there were two connected stranger sexual assaults: In the first, a high school student was sexually assaulted at gunpoint on her way to school. Several days later a UC Berkeley student was attacked and managed to escape into her apartment building, in an attack captured on video. Investigators determined the same suspect was responsible for both attacks. The suspect was arrested and has been charged with both crimes.

Burglary, Larceny and Auto Theft

Burglaries increased by 6% as compared to 2017. There were 291 Residential burglaries and 130 Commercial burglaries. Larcenies decreased by 12.7% to 1892 cases as compared to 2168 in 2017. Auto Thefts decreased 10.8% from 295 cases in 2017 to 263 this year.

Arson

Reported arsons increased by 120% for a total of 22 versus 10 in 2017. 11 of the 22 cases this year occurred in January. A serial arsonist was arrested in late January and the number of monthly incidents immediately fell back into the low single digits. None of the arson cases were major incidents.

Data

Data on serious crime is collected annually by the Federal Bureau of Investigation (FBI) from over 17,000 law enforcement agencies representing over 90% of the U. S. population. The FBI’s primary objective in the Uniform Crime Report (UCR) is to generate a reliable set of crime statistics for use in law enforcement administration, operation, and management in the United States. The UCR tracks the following crimes:

Violent Crimes

- Murder
- Rape
- Robbery
- Aggravated Assault

Property Crimes

- Burglary
- Larceny (petty and grand theft, auto burglary)
- Auto Theft
- Arson*

**Arson is a UCR crime tracked separately from violent and property crime. It is included in the accompanying graphs.*

The UCR data provides the Berkeley Police Department the ability to analyze national and local crime trends, determine the effectiveness of response to crime, and conduct future planning and potential resource allocation. The FBI UCR handbook discourages

using UCR statistics to compare crime rates of one jurisdiction to another because of the complex variables affecting crime and crime reporting practices.

BPD Strategies and Accomplishments

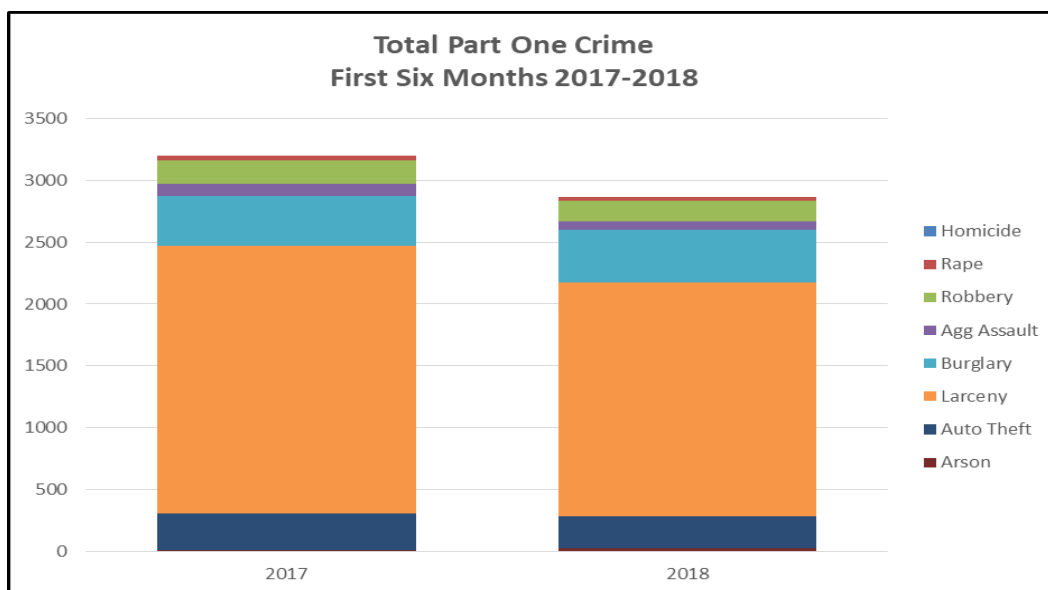
For 2018, the Berkeley Police Department's goal was to reduce the level of Part One Crime experienced in 2017 and previous years. The Department continued to implement strategies focused on reducing crime, increasing community engagement, and leveraging benefits from technology. Activity thus far in 2018 includes:

- Conducted investigations resulting in arrests numerous shooting incidents;
- Achieved reduction in laptop theft cases using various techniques;
- Continued efforts on bicycle theft cases;
- Re-allocated existing resources to focus on recruitment and hiring;
- BPD collaborated with the Berkeley Unified School District for the second year of the Law and Social Justice classes for Berkeley High School, with the goal of preparing students for possible careers in criminal justice, potentially with the Berkeley Police Department;
- Community Engagement efforts with monthly “Coffee with a Cop” events; Barbershop Forum;
- Attended the Pride Parade in San Francisco for the second time;
- Completed Principled Policing departmental training;
- NARCAN Training rolled out and program implemented;
- Major upgrade of Computer Aided Dispatch system;
- Body Worn Camera Program “go-live” slated for Oct. 22.

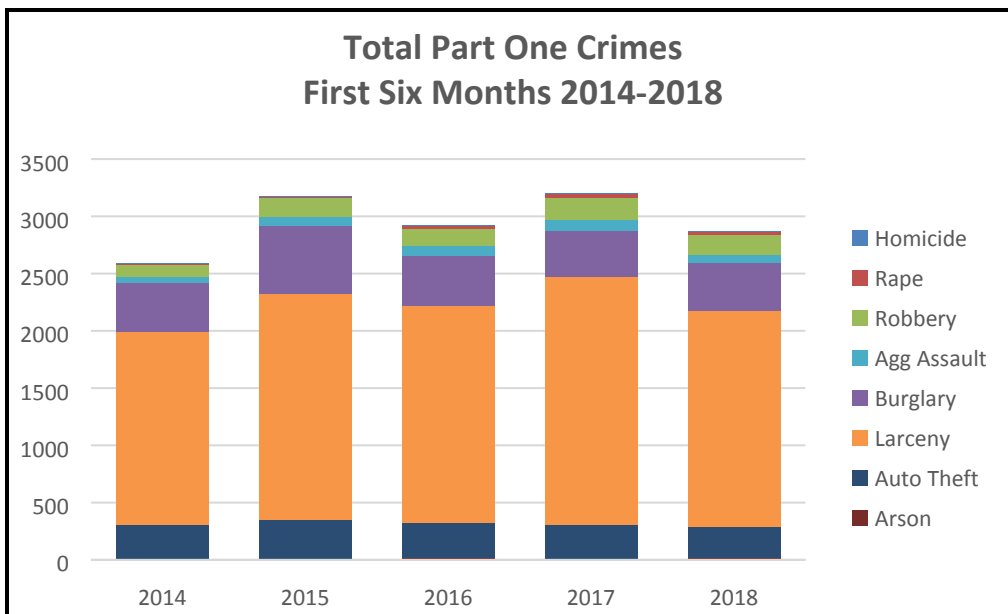
Below are the six month totals of UCR data for Part One Violent and Property Crimes for 2017 and 2018 in Berkeley, as well as five-year trends in Part One Violent Crimes and Part One Property Crimes.

Graphs below include:

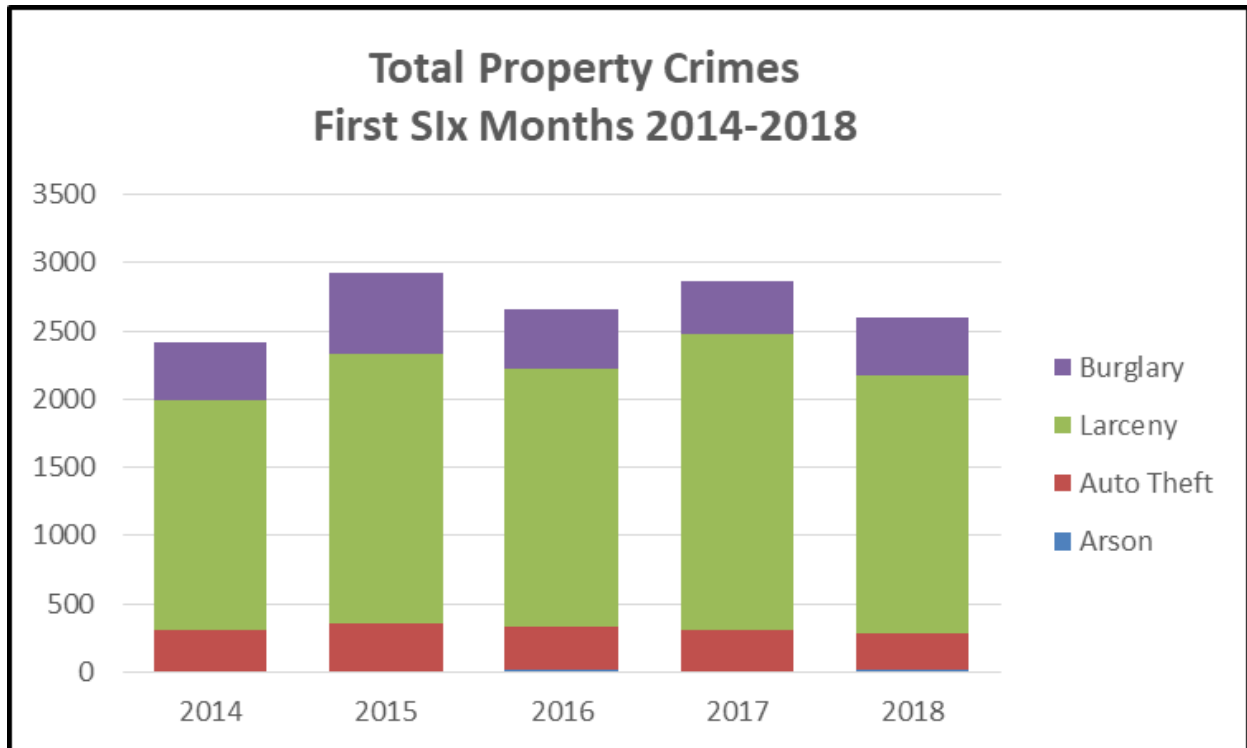
- UCR Part One Violent and Property Crime, two year trend
- UCR Part One Violent and Property Crime, five year trend
- UCR Part One Property Crime, five year trend
- UCR Part One Violent Crime, five year trend



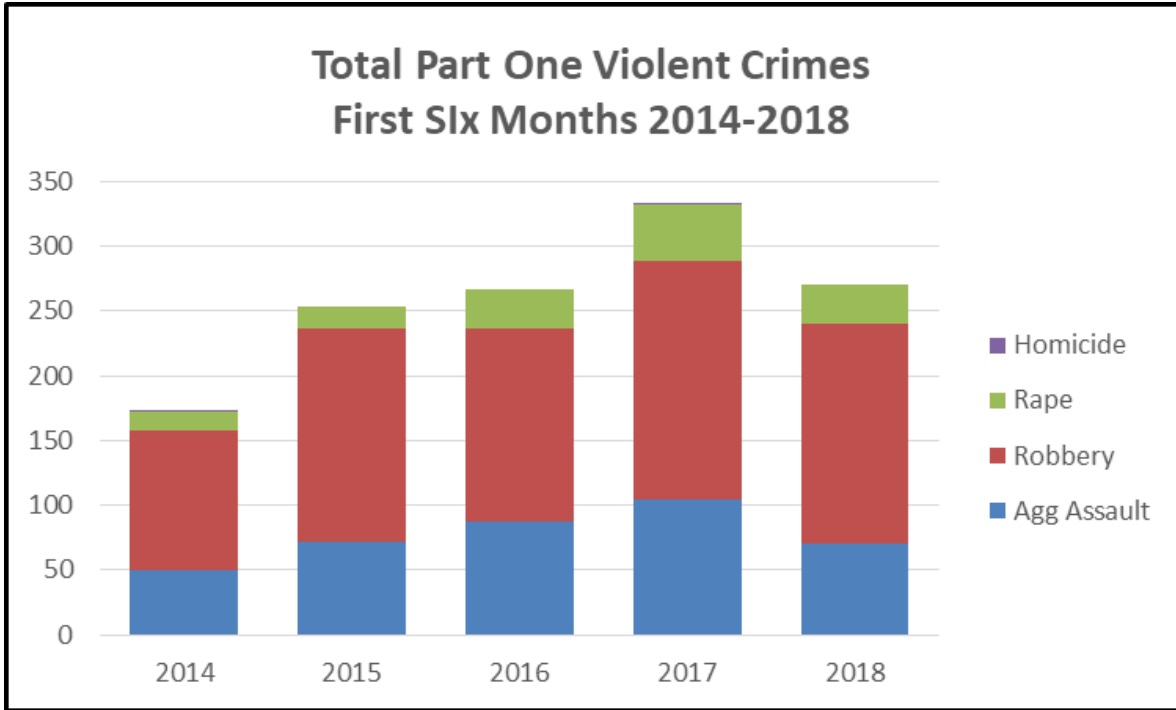
| | Homicide | Rape | Robbery | Agg Assault | Burglary | Larceny | Auto Theft | Arson |
|------|----------|------|---------|-------------|----------|---------|------------|-------|
| 2017 | 0 | 43 | 185 | 104 | 397 | 2168 | 295 | 10 |
| 2018 | 0 | 30 | 169 | 71 | 421 | 1892 | 263 | 22 |



| | Homicide | Rape | Robbery | Agg Assault | Burglary | Larceny | Auto Theft | Arson |
|------|----------|------|---------|-------------|----------|---------|------------|-------|
| 2014 | 1 | 14 | 108 | 50 | 432 | 1683 | 300 | 5 |
| 2015 | 0 | 17 | 165 | 72 | 598 | 1974 | 342 | 9 |
| 2016 | 0 | 30 | 149 | 88 | 438 | 1887 | 313 | 17 |
| 2017 | 1 | 43 | 185 | 104 | 397 | 2168 | 295 | 10 |
| 2018 | 0 | 30 | 169 | 71 | 421 | 1892 | 263 | 22 |



| | Burglary | Larceny | Auto Theft | Arson |
|------|----------|---------|------------|-------|
| 2014 | 432 | 1683 | 302 | 5 |
| 2015 | 598 | 1974 | 348 | 9 |
| 2016 | 438 | 1887 | 313 | 17 |
| 2017 | 397 | 2168 | 295 | 10 |
| 2018 | 421 | 1892 | 263 | 22 |



| | Homicide | Rape | Robbery | Agg Assault |
|------|----------|------|---------|-------------|
| 2014 | 1 | 14 | 108 | 50 |
| 2015 | 0 | 17 | 165 | 72 |
| 2016 | 0 | 30 | 149 | 88 |
| 2017 | 1 | 43 | 185 | 104 |
| 2018 | 0 | 30 | 169 | 71 |

BACKGROUND

At the request of City Council, the City Manager provides semi-annual reports on crime statistics in Berkeley. This report provides information on reported Part One crime for January through June of 2018 and compares those statistics with mid-year crime data from 2014 through 2017. This report provides Council with accurate crime data with the intent of informing the discussion on current efforts to reduce crime and victimization in the City of Berkeley.

ENVIRONMENTAL SUSTAINABILITY

There are no identifiable environmental opportunities or impacts associated with the subject of this report.

CONTACT PERSON

Captain Spiller, Berkeley Police Department Investigations Division, 510-981-5810