



Office of the City Manager

WORKSESSION

March 19, 2019

To: Honorable Mayor and Members of the City Council

From: Dee Williams-Ridley, City Manager

Submitted by: Andrew Greenwood, Chief of Police

Subject: 2018 Annual Crime Report

INTRODUCTION

At the request of City Council, the City Manager provides regular reports on crime in Berkeley and strategies undertaken by the Berkeley Police Department to safeguard our community. This report includes 2018 Part One crime information, as well as recent organizational developments and changes initiated within the Berkeley Police Department in 2018.

CURRENT SITUATION AND ITS EFFECTS

In 2018, total Part One crime in Berkeley decreased by 10.5% overall. Part One Property Crimes decreased by 10.4% (630 crimes) and Part One Violent Crime decreased by 11.9% (80 crimes).

Decreases in Part One Crimes were seen in Homicide, Rape, Robbery, Aggravated Assault, Burglary, Larceny (Grand Theft, Petty Theft and Auto Burglary) and Auto Theft. Although there were no increases seen in the Part One Crime Categories, the Arson numbers were flat year over year while Burglary and Robbery were only down slightly as compared to last year.

Homicides

There were no homicides in Berkeley during 2018.

Robberies

Robberies decreased by 2.5% with 355 incidents as compared to 364 in 2017. This year's number reflects a significant decrease in pedestrian robberies but also a corresponding increase in commercial robberies. The majority of commercial robbery incidents are actually shoplift crimes that turn into strong arm robberies after a struggle

ensues. After a decrease early in the year, laptop computer thefts/robberies increased in the second half of the year and ended slightly higher for the year overall.

### Aggravated Assaults

Aggravated Assaults decreased 22% in 2018, with 170 reports, compared to 218 in 2017. Last year we reported that we believed the various political protests in 2017 contributed to the increase in Aggravated Assaults for 2017. This year's numbers proved to be more comparable to previous years.

### Rape

Reported rapes decreased 25% in 2018, with 65 reports as compared to 87 in 2017.

### Burglary, Larceny and Auto Theft

Burglaries were essentially flat (down 1%) compared to 2017. Residential burglaries decreased by 6% while commercial burglaries increased by 11%. Larcenies decreased by 12% to 4007 cases as compared to 4556 in 2017. The larceny figures include Auto Burglary which decreased 17.5% from 2107 cases in 2017 to 1739 cases in 2018. Auto Thefts decreased 11.5% from 619 cases in 2017 to 548 this year.

### Arson

Reported arsons ended 2018 identical to 2017 with 33 reported incidents. Seven of this year's incidents were attributed to a serial arsonist who was arrested in late January. We reported on this arrest during the midyear report as well. Most of the arson incidents were minor incidents.

### Data

Data on serious crime is collected annually by the Federal Bureau of Investigation (FBI) from over 17,000 law enforcement agencies representing over 90% of the U. S. population. The FBI's primary objective in the Uniform Crime Report (UCR) is to generate a reliable set of crime statistics for use in law enforcement administration, operation, and management in the United States. The UCR tracks the following crimes:

#### Violent Crimes

Murder  
Rape  
Robbery  
Aggravated Assault

#### Property Crimes

Burglary  
Larceny (petty and grand theft, auto burglary)  
Auto Theft  
Arson\*

*\*Arson is a UCR crime tracked separately from violent and property crime. It is included in the accompanying graphs.*

The UCR data provides the Berkeley Police Department the ability to analyze national and local crime trends, determine the effectiveness of response to crime, and conduct future planning and potential resource allocation. The FBI UCR handbook discourages using UCR statistics to compare crime rates of one jurisdiction to another because of the complex variables affecting crime and crime reporting practices.

### **BPD Strategies and Accomplishments**

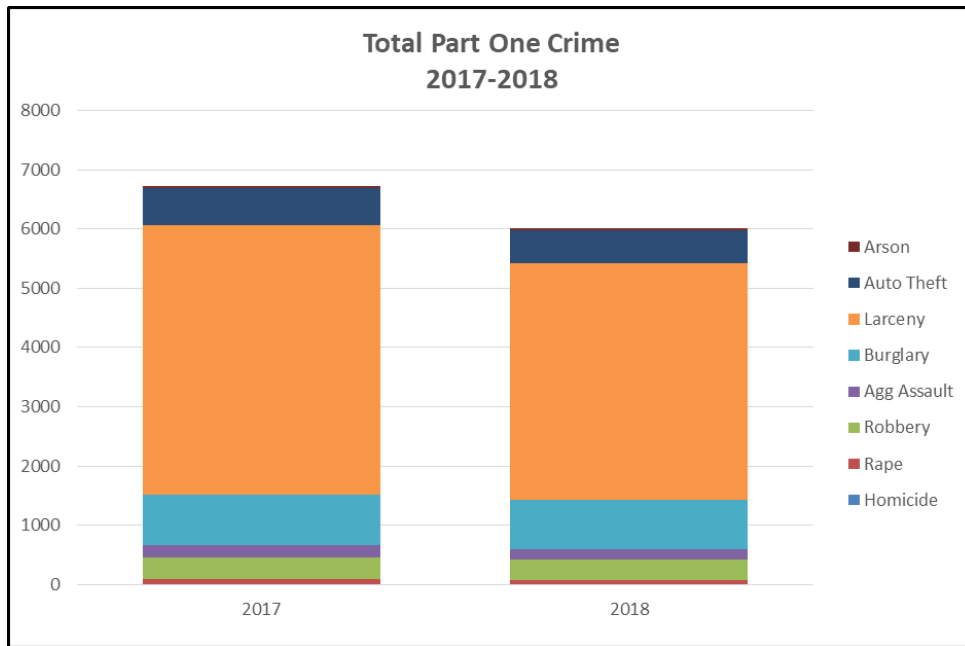
Each year, the Berkeley Police Department seeks to continually reduce Part One Crimes and increase community safety. Our fundamental strategic priorities are to effectively address crime and safety, engage our community, improve the wellness and resiliency of our employees, use technology smartly to support our work, and to maintain a high level of professionalism, through training, policy and supervision. The Department's work complements and supports several of our City's Strategic Plan Goals, including working towards a resilient, safe, connected and prepared city; being a customer-focused organization that provides excellent, timely, easily-accessible service and information to the community, and attracting and retaining a talented and diverse City work force. Despite major staffing challenges in 2018, work in these areas yielded many significant accomplishments:

- Focused resources on gun crimes and shooting investigations, resulting in arrests for numerous shooting incidents;
- Implemented Department-wide Body Worn Camera Program;
- Completed major upgrade of Computer Aided Dispatch system;
- Implemented NARCAN Program;
- Issued smartphones featuring custom and law enforcement apps to enhance officer efficiency and effectiveness;
- Created Recruitment and Hiring Team dedicated to increasing staffing and creating resources needed to hire more people amidst a highly competitive environment;
- Conducted operations focused on laptop thefts, bicycle thefts;
- Staffed overtime patrols in the downtown;
- Supported City staff to conduct peaceful encampment resolutions;
- Supported third straight year of Law and Social Justice at Berkeley High School; began work on an advanced, second year of instruction for seniors, which will better prepare students for careers in criminal justice—potentially with the Berkeley Police Department.
- Engaged our community with numerous events, including monthly “Coffee with a Cop” gatherings, a Barbershop Forum, celebrated Pride month and again participating in the Pride Parade, had our first-ever Pink Patch Project in support of breast cancer awareness, and our National Night Out celebration;
- Trained city staff and others during numerous Active Shooter Survival Training sessions;
- Supported employee wellness and resilience through healthy food snacks, healthy choice vending machines, access to healthy prepared meal service, access to mindfulness based stress reduction training via a commercial app, and availability of one-on-one fitness coaching;
- Joined the Alameda County Sexual Assault Felony Enforcement (SAFE) Task Force, which enhances community safety through focus on predatory sex offenders and conducting compliance enforcement on registered sex offenders.

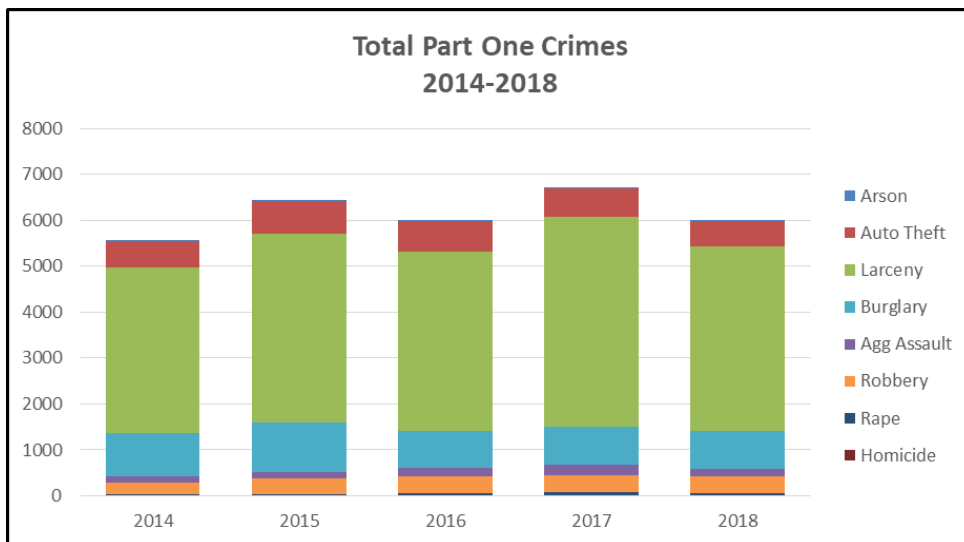
Attached to this report are the annual totals of UCR data for Part One Violent and Property Crimes for 2017 and 2018 in Berkeley, as well as five-year trends in Part One Violent Crimes and Part One Property Crimes.

Graphs below include:

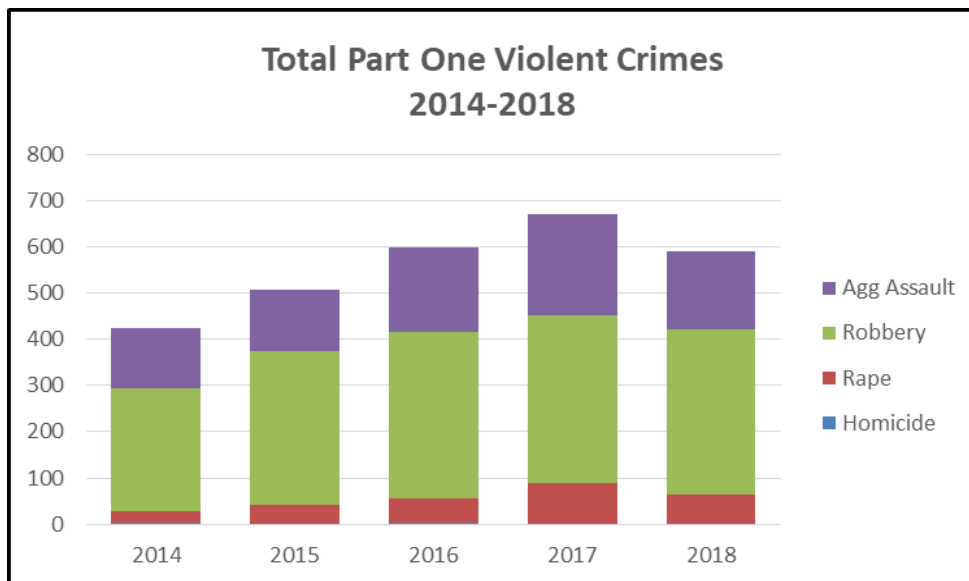
- UCR Part One Violent and Property Crime, two year trend
- UCR Part One Violent and Property Crime, five year trend
- UCR Part One Violent Crime, five year trend
- UCR Part One Property Crime, five year trend



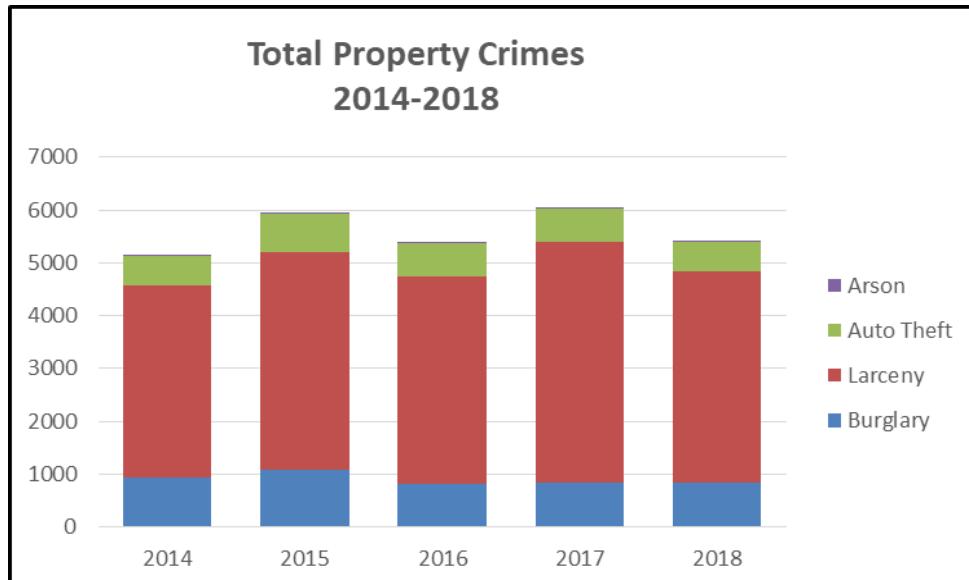
	Homicide	Rape	Robbery	Agg Assault	Burglary	Larceny	Auto Theft	Arson
2017	1	87	364	218	841	4556	619	33
2018	0	65	355	170	831	4007	548	33



	Homicide	Rape	Robbery	Agg Assault	Burglary	Larceny	Auto Theft	Arson
2014	3	25	265	132	934	3624	556	16
2015	1	41	331	135	1089	4118	713	20
2016	2	53	362	182	803	3927	647	20
2017	1	87	364	218	841	4556	619	33
2018	0	65	355	170	831	4007	548	33



	Homicide	Rape	Robbery	Agg Assault
2014	3	25	265	132
2015	1	41	331	135
2016	2	53	362	182
2017	1	87	364	218
2018	0	65	355	170



	Burglary	Larceny	Auto Theft	Arson
2014	940	3622	559	16
2015	1089	4118	713	20
2016	803	3927	647	20
2017	841	4556	619	33
2018	831	4007	548	33

**ENVIRONMENTAL SUSTAINABILITY**

There are no identifiable environmental opportunities or impacts associated with the subject of this report.

cc: Andrew Greenwood, Chief of Police